



**SANDIP FOUNDATION'S**  
**SANDIP POLYTECHNIC, NASHIK**  
**DEPARTMENT OF INFORMATION**  
**TECHNOLOGY**

---

**Name of Event:** Expert Lecture on “Project Management”

**Date of Event:** 23/10/2021

**Resource Person:** Mr.Sunil Joshi , R3 India Pvt. Ltd,Nashik

**Objectives:**

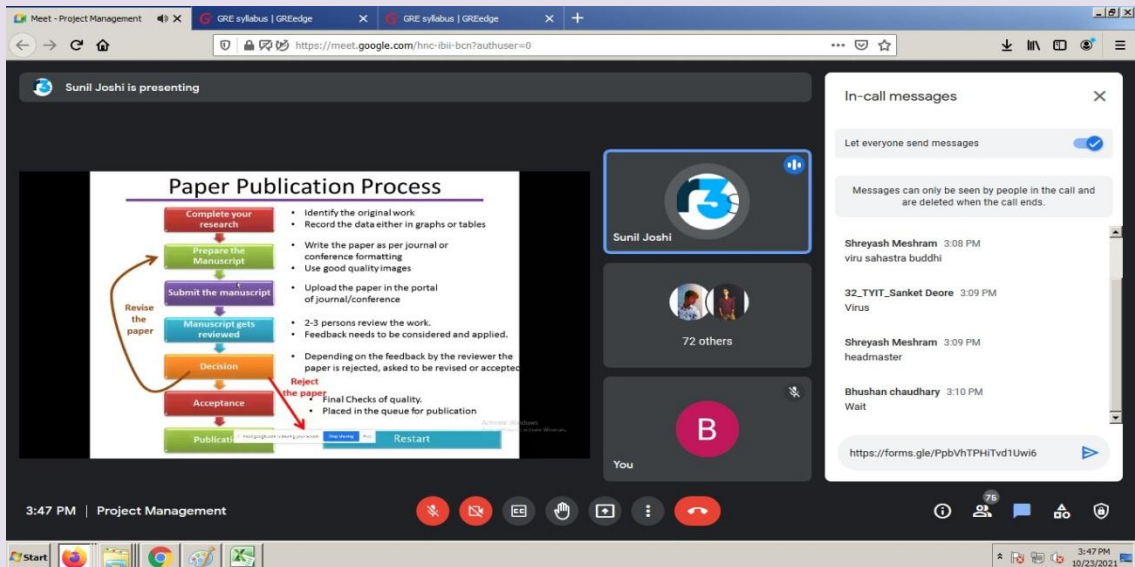
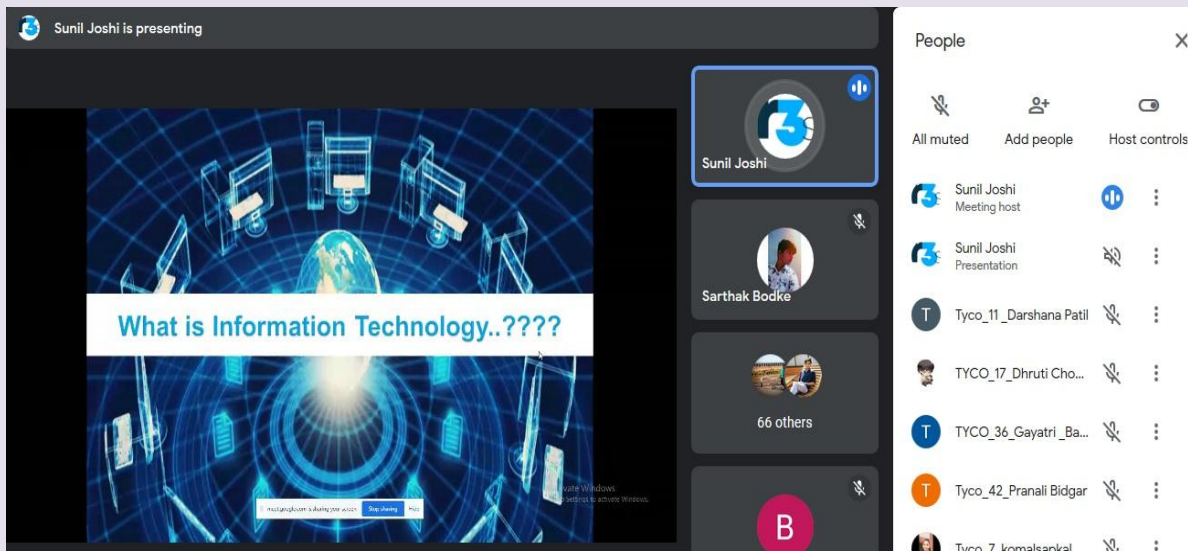
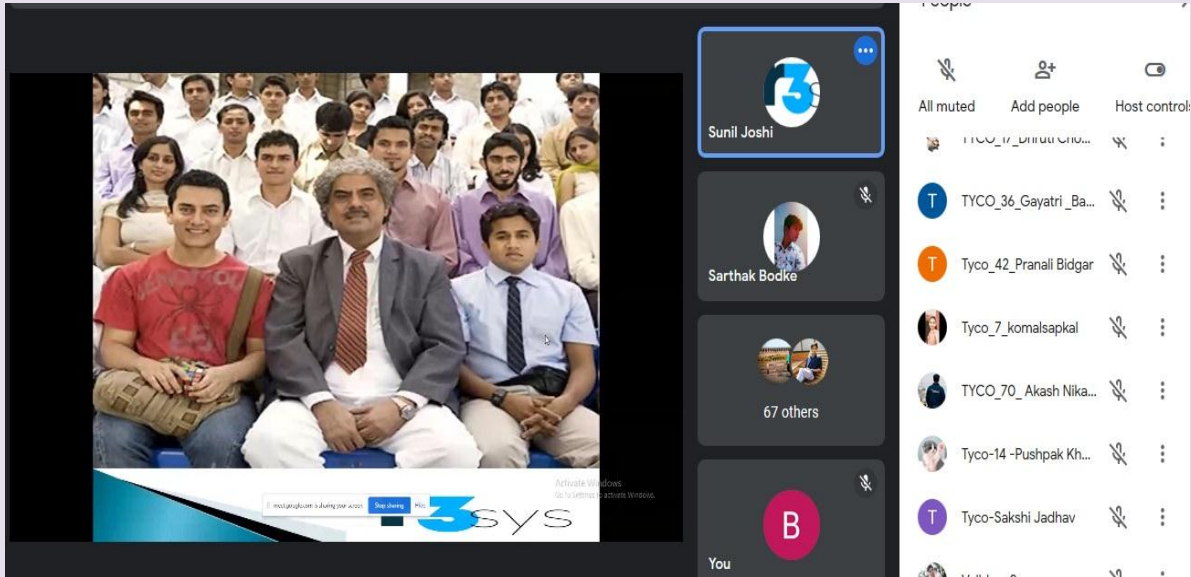
- To know the latest trends in project development so as to implement it in last year projects.
- To understand the Software development life cycle.
- To understand project Planning, execution and termination Phase.

**Outcomes:**

- Students are aware about basics stages of project Management.
- Students are aware about Project paper publication process.
- Understand skills required for Development and Testing and Requirement management.

**Participants:** TYIF and SYIF Students

Photos:



**Selection Execution Presentation**

① ↑ ② ③

► Your knowledge and capability of entire 4 years is tested. One needs to have good technical knowledge as well as management skills like Planning, Presentation, Time and Resource management.

Microsoft Windows  
Go to settings to activate Windows.

Microsoft Learning  
Step 1 of 1

Sunil Joshi

Sarthak Bodke

71 others

You

All muted Add people Host controls

Sunil Joshi Meeting host

Sunil Joshi Presentation

Tyco\_11\_Darshana Patil

TYCO\_17\_Dhruti Cho...

TYCO\_36\_Gayatri\_Ba...

Tyco\_42\_Pranali Bidgar

Sunil Joshi is presenting

**6 Basic Stages Of Project Management**

- INITIATION**  
Need of the project is explored  
Project proposal is written  
Feasibility study is performed
- DEFINITION**  
Project requirements are specified  
Budget and schedule are calculated  
Resources are determined
- DESIGN**  
Design choices are finalized  
Choose the most attractive way for a solution  
Specifications for development team
- DEVELOPMENT**  
Arranging what has to be done in 'Implementation'  
Assigning job roles to different team forces  
Tools, technologies & raw materials are fixed
- IMPLEMENTATION**  
Develop on the project  
Resources, cost, quality and risk monitoring  
Controlling and Monitoring the project
- FOLLOW UP**  
Handover the completed project  
Training and users and set up support  
Disassembling the project

**PROJECT SUCCESS**

Microsoft Windows  
Go to settings to activate Windows.

Microsoft Learning  
Step 1 of 1

Sunil Joshi

74 others

You

People

All muted Add people Host controls

Sunil Joshi Meeting host

Sunil Joshi Presentation

Tyco\_11\_Darshana Patil

TYCO\_17\_Dhruti Cho...

TYCO\_36\_Gayatri\_Ba...

Tyco\_42\_Pranali Bidgar

Tyco\_7\_komalsapkal

**We are Like**

IT WAS HIM! IT WAS HIM!

**TEAMWORK**  
WHEN IT ALL GOES HORRIBLY WRONG.

Microsoft Windows  
Go to settings to activate Windows.

Microsoft Learning  
Step 1 of 1

Sunil Joshi

73 others

You

All muted Add people Host controls

TYCO\_17\_Dhruti Cho...

TYCO\_36\_Gayatri\_Ba...

Tyco\_42\_Pranali Bidgar

Tyco\_7\_komalsapkal

TYCO\_70\_Akash Nika...

Tyco-14 -Pushpak Kh...

Tyco-Sakshi Jadhav